



Ukulele!

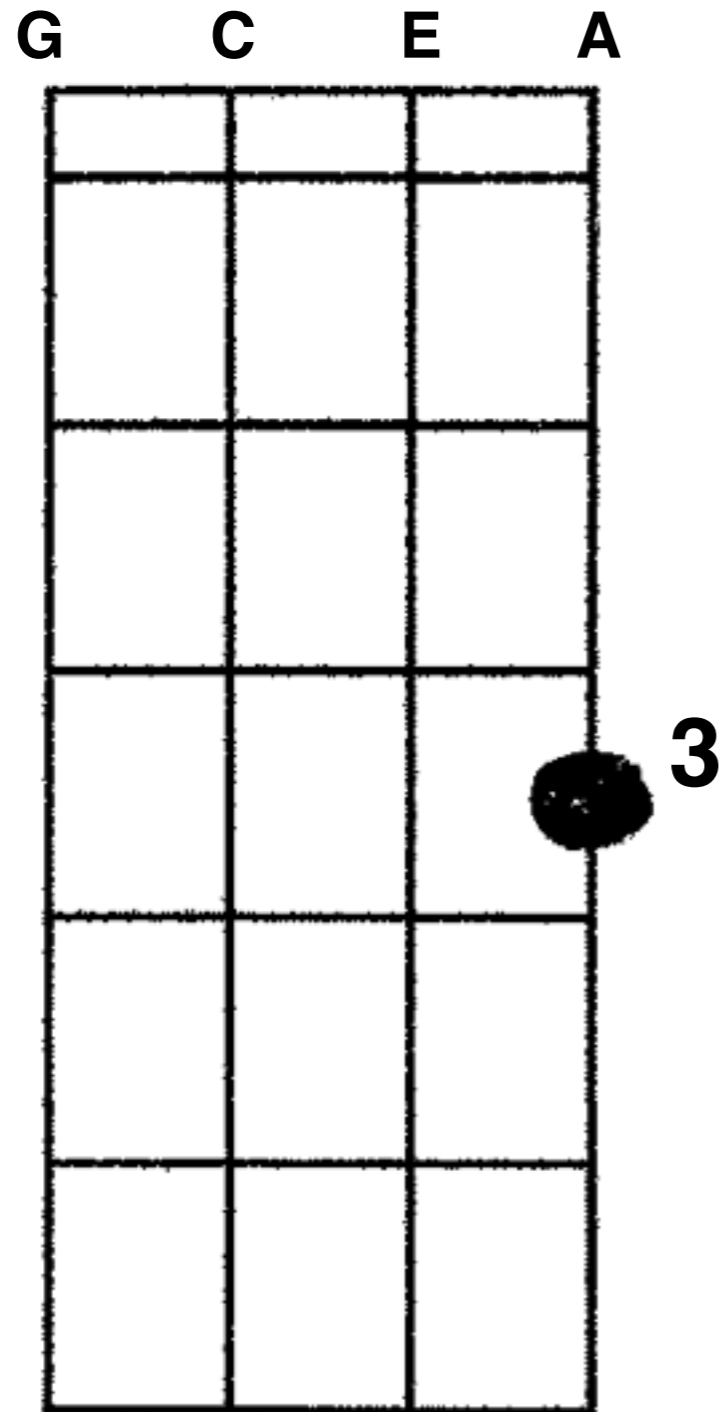
Beginner Book One

Making Chords

On the following pages, we're going to learn how to make some chords. When we do this, it's really important that we keep our thumb in the right place. This is because it's going to make it easier for us to stretch our fingers round and make really good, clear sounding chords!

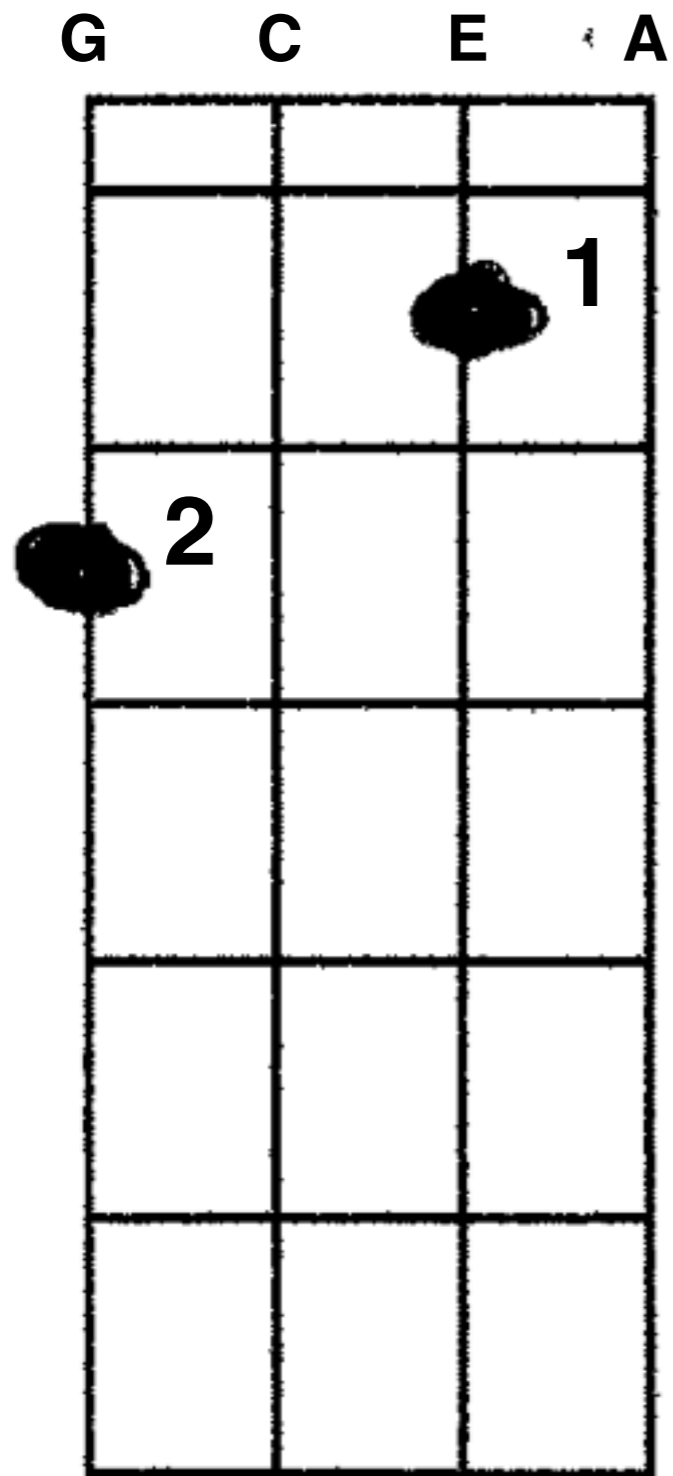


The 'C' Chord



Make sure you use your third finger (one along from your pinky!) like me. It's really important that we use the right fingers

The 'F' Chord



If using two fingers is a bit tricky, start off with one, like this:



Strumming

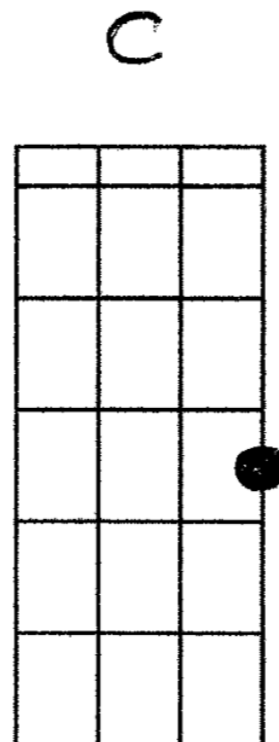
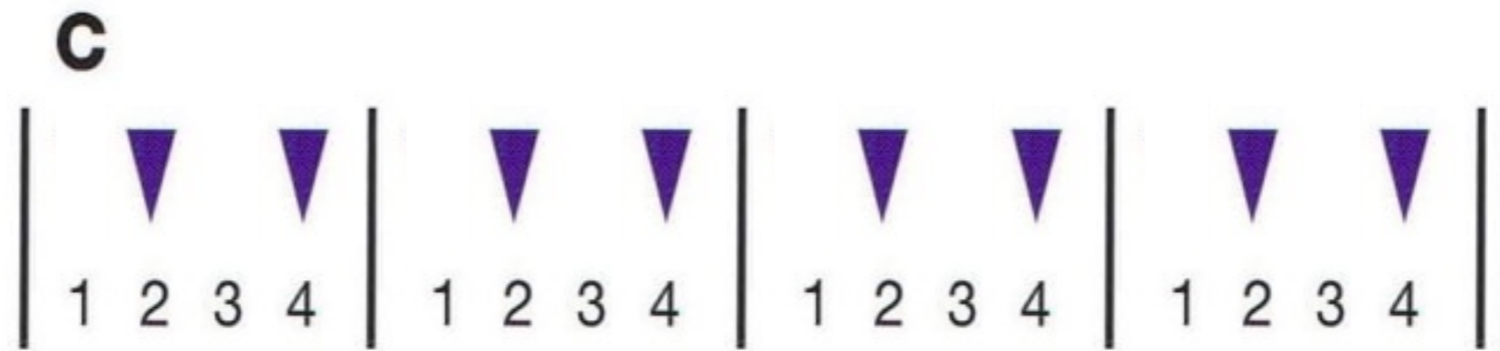
Now we're going to learn to strum these chords. To strum, take your fingers and push through all of the strings in a downwards motion!



If you're finding that it hurts your fingers, use the fleshy bit of your thumb instead. If you have a plectrum - you can use that too!

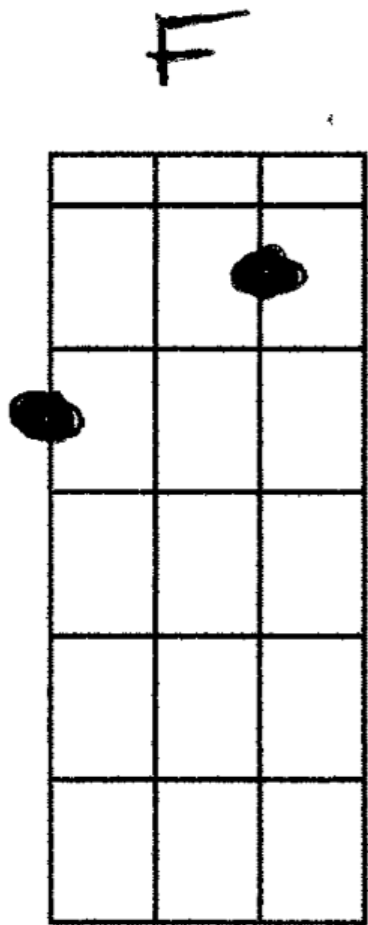
Strumming 'C'

For this one, we want to strum on the numbers two and four. This makes a rhythm that's really important in pop music - it's called a 'backbeat'. It's a bit trickier and will take practice!



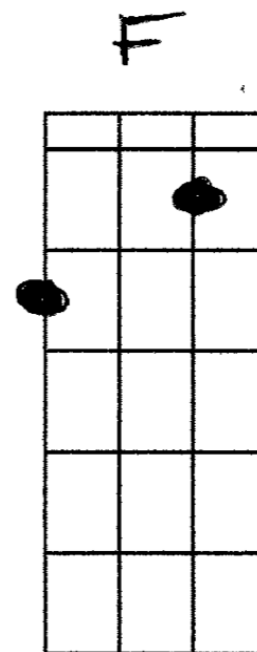
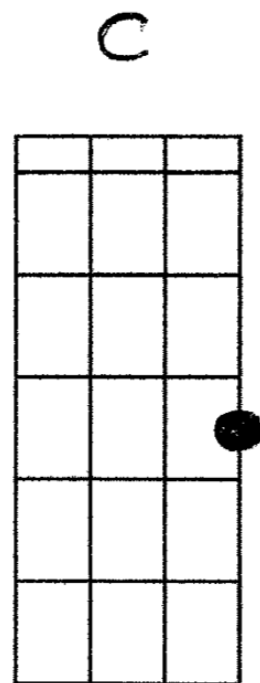
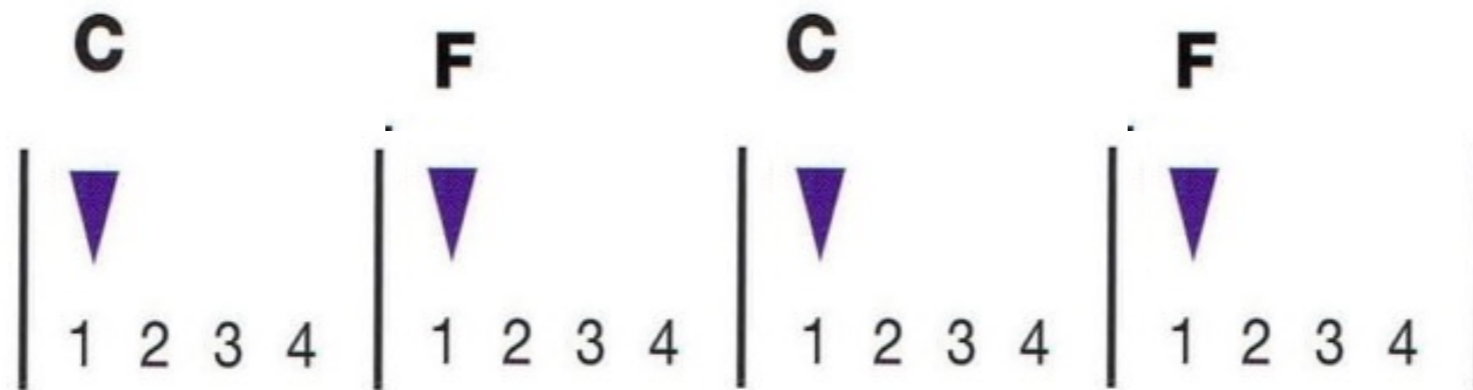
Strumming 'F'

Now try the same with the F chord. Keep counting!



Strumming 'C' and 'F'

Now try this exercise - switching between C and F whilst strumming!



Listening

He's called Bob Marley! He was really important in the creation of a style of music called reggae.



Reggae

Reggae comes from a country in the Caribbean called Jamaica.

Listening

If you can get onto Spotify or Youtube, have a listen to one of Bob Marley's songs called 'Three Little Birds'.

Ask yourself:

- 1) Can you hear any instruments that you recognise?
- 2) How does the music make you feel?
- 3) Why does it make you feel like that?
- 4) What message are the words giving us?
- 5) What's the weather like in Jamaica? Find out! Can you hear this in the music do you think?

'Three Little Birds'

Now we're going to try and play the chorus of 'Three Little Birds'. Try and sing along, strumming the chord when it appears above a word. Perhaps ask somebody else to sing for you if it's too much to do at once.

C **C**
Don't worry, about a thing

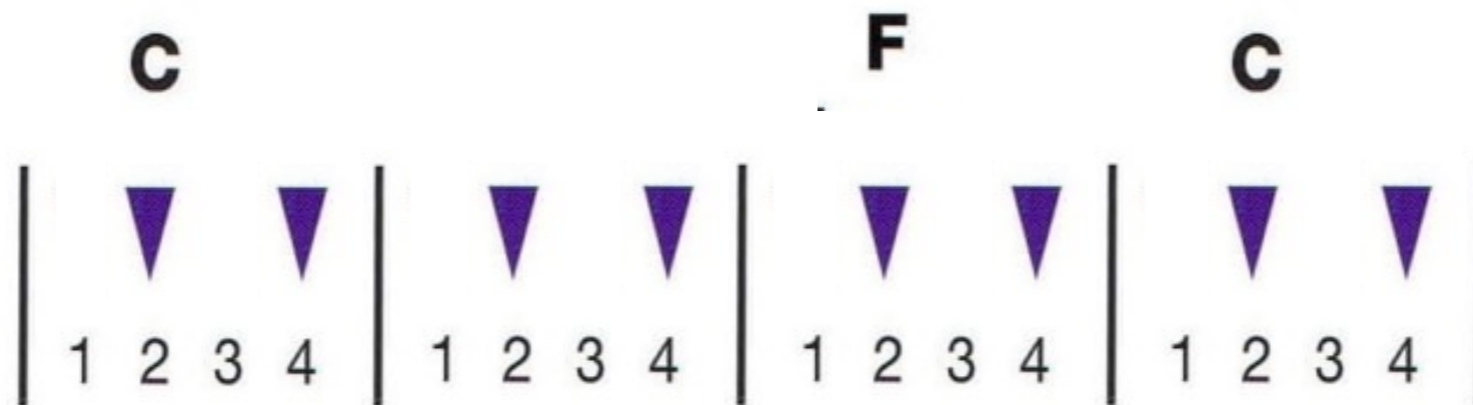
F **C**
'Cause every little thing is gonna be alright

C **C**
Singin' don't worry, about a thing

F **C**
'Cause every little thing is gonna be alright

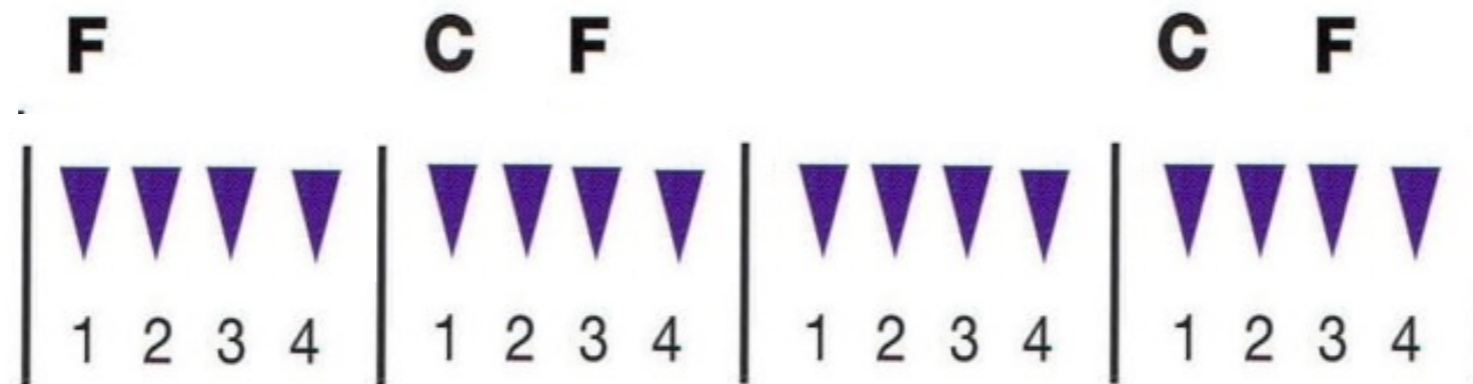
'Three Little Birds'

Here's a strumming pattern for 'Three Little Birds'. Can you see it's using our 'backbeat' pattern? This rhythm is really important in reggae music.



C **C**
Don't worry, about a thing
F **C**
'Cause every little thing is gonna be alright
C **C**
Singin' don't worry, about a thing
F **C**
'Cause every little thing is gonna be alright

More Songs with 'C' and 'F'

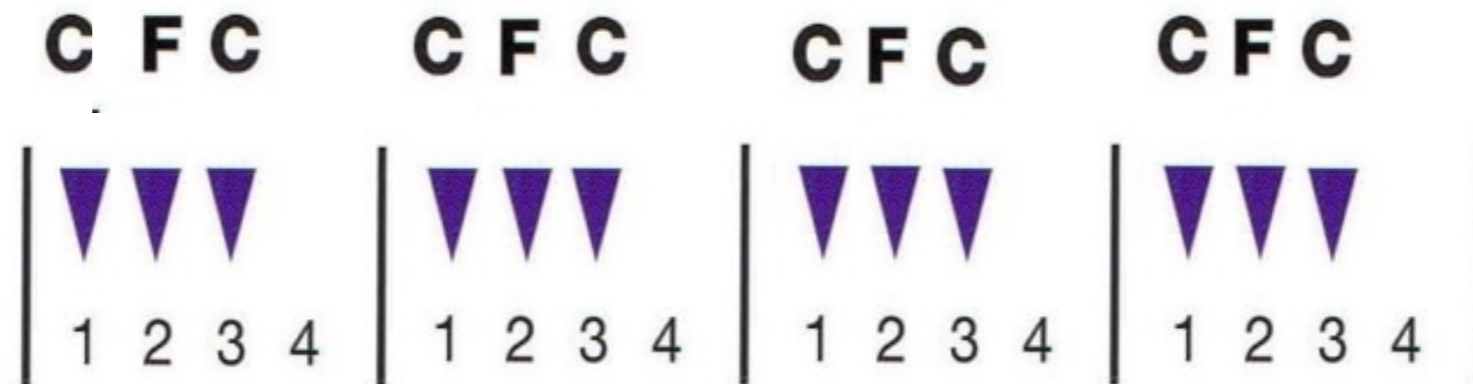


London Bridge is falling down, falling down, falling down
London Bridge is falling down, my fair lady

Take the key and lock her up, lock her up, lock her up
Take the key and lock her up, my fair lady

Build it up with silver and gold, silver and gold, silver and gold
Build it up with silver and gold, my fair lady

More Songs with 'C' and 'F'



Three Blind Mice, Three Blind Mice
See How They Run, See How They Run
They all ran off with the farmer's wife
Who cut off their tales with a carving knife
Have you seen such a sight in all your life
As three blind mice?

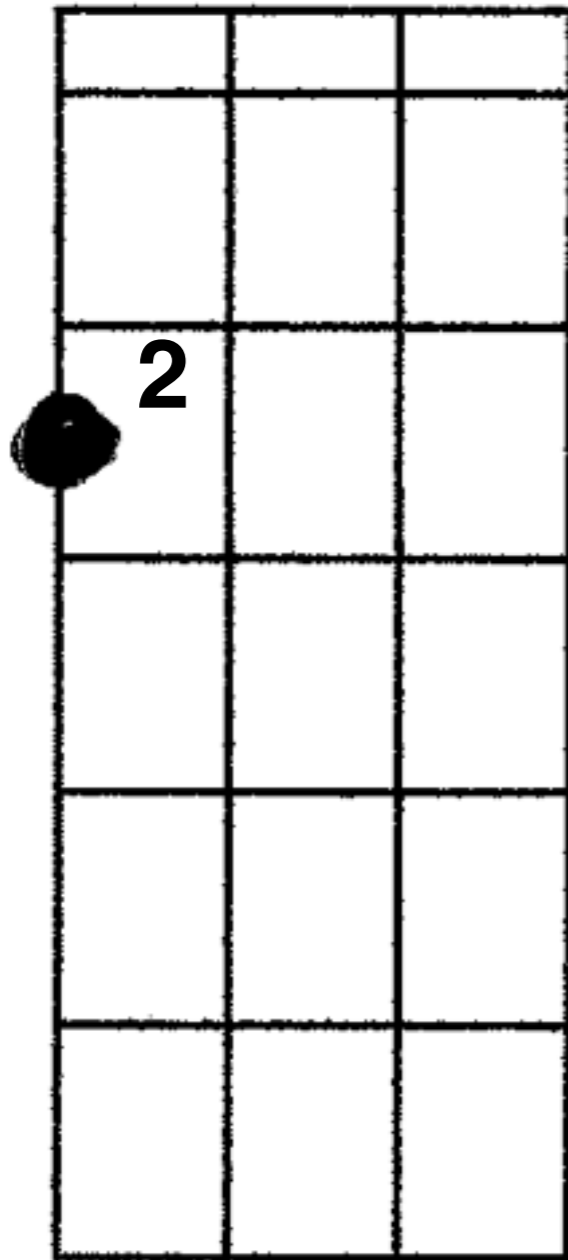


Ukulele!

Beginner Book Two

Learning 'A minor'

A MIN

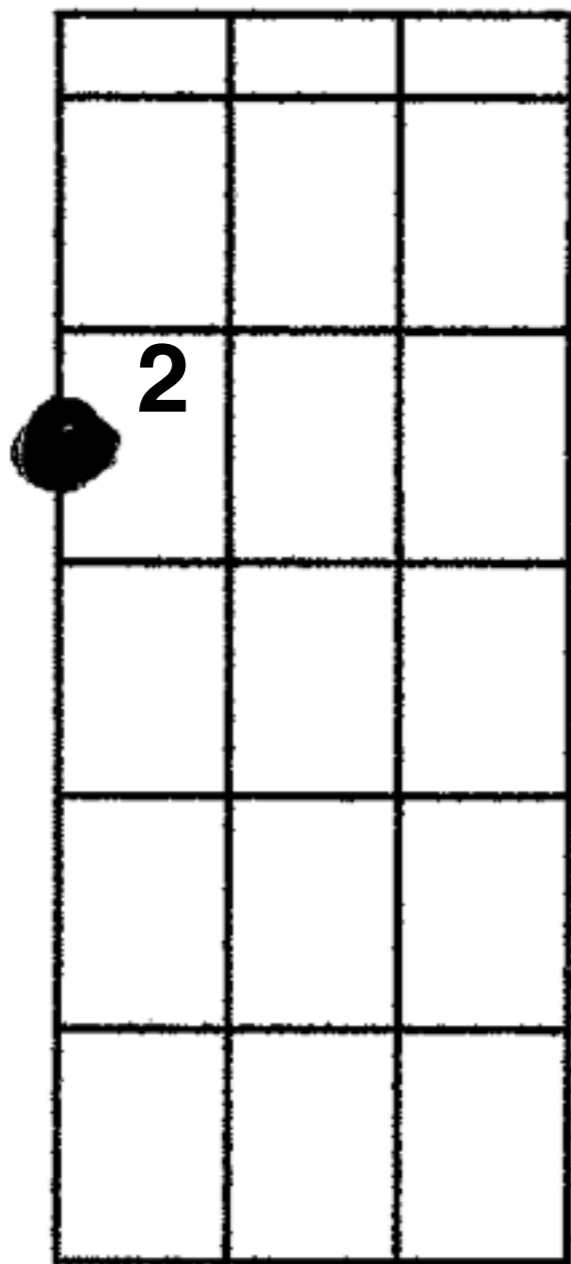


Remember to keep your thumb in the right place! Keep it low down, this means we can stretch our fingers round further!



Learning 'Aminor'

A MIN

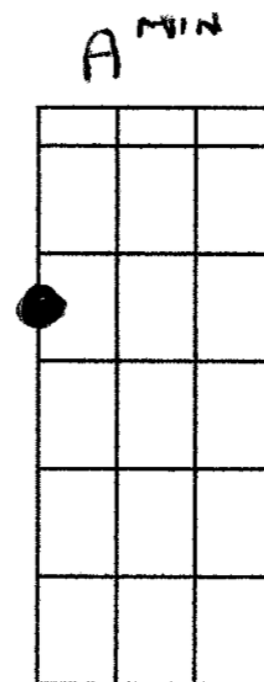
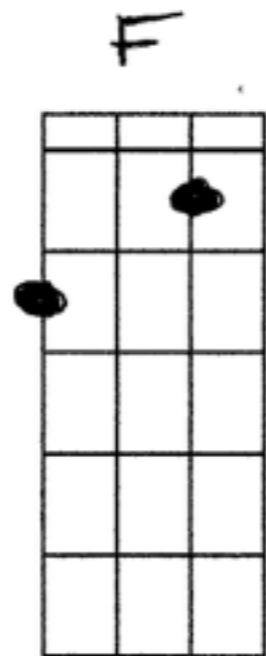
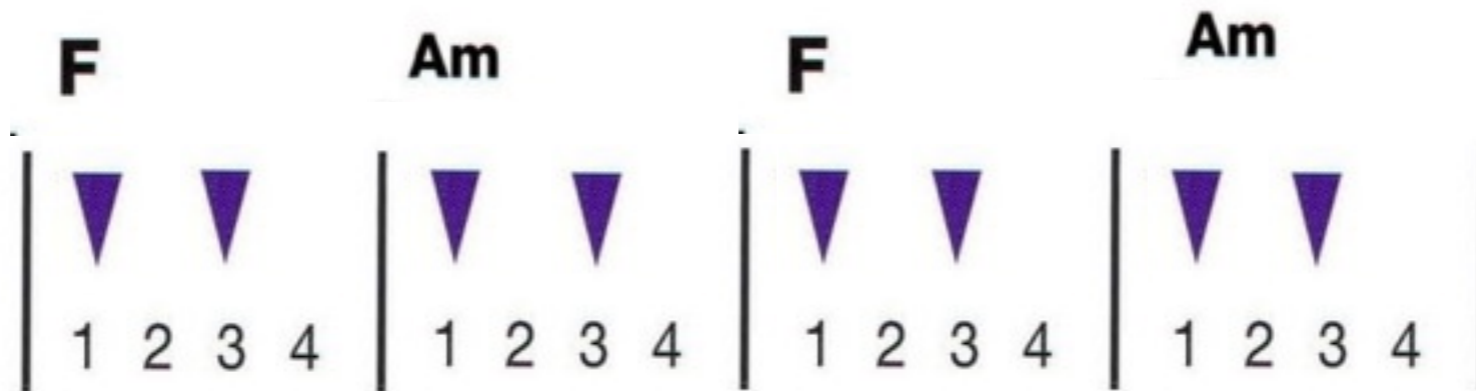


Listen to your Aminor chord when you strum it. How does it make you feel? Then try C and F. How do these ones make you feel?

When we put the word '**minor**' next to a chord, it tells us that the chord is going to sound quite sad or melancholy. Sometimes we shorten 'minor' to 'min', or even just 'm'.

The full name of 'C' and 'F' is 'Cmajor' and 'Fmajor'. **Major** chords sound happy and upbeat! We usually lose the 'major' bit when talking about these chords, just to save time!

Switching between 'F' and 'Aminor'



Using 'Aminor'

These words were written by some of the pupils at Hillside Primary School. Try coming up with a tune to sing these words to, strumming your F and Aminor chord when they appear above the words!

F Halloween is the scariest thing in the world **Am**

F I'm amazed walking through candyworld **Am**

F Evil laughter and evil witches **Am**

F Keep giving me the twitches **Am**

Using 'Aminor'

These words were written by some of the pupils at Hillside Primary School. Try coming up with a tune to sing these words to, strumming your F and Aminor chord when they appear above the words.

F

Am

Halloween is spooky scary and dark

F

Am

I'm trick or treating with friends in the park

F

Am

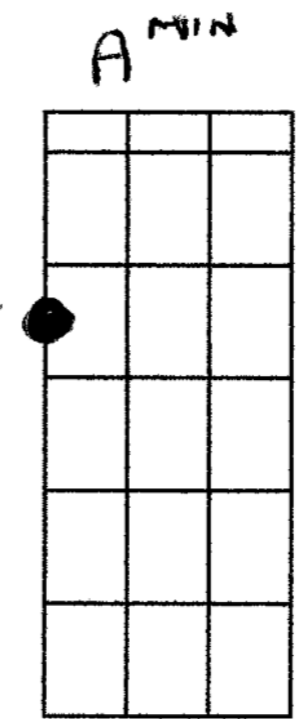
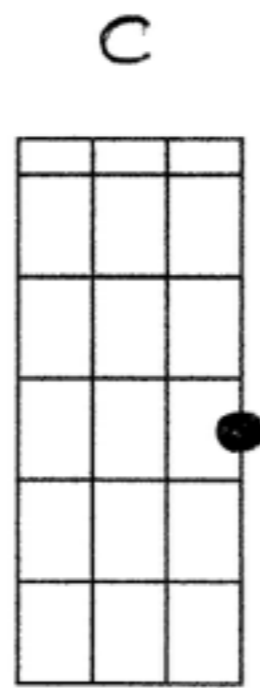
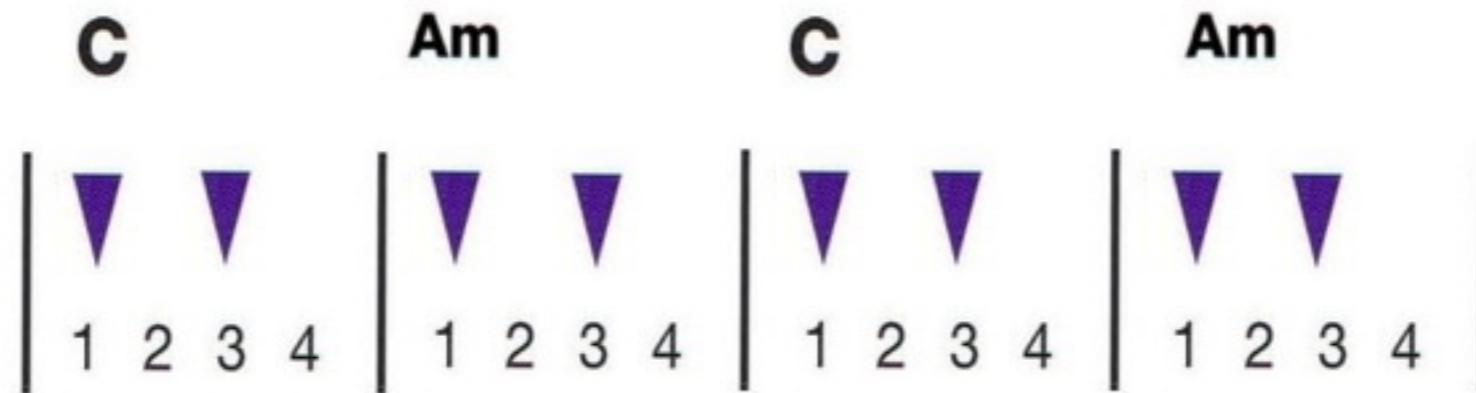
Wolves howling loudly whilst eating meat

F

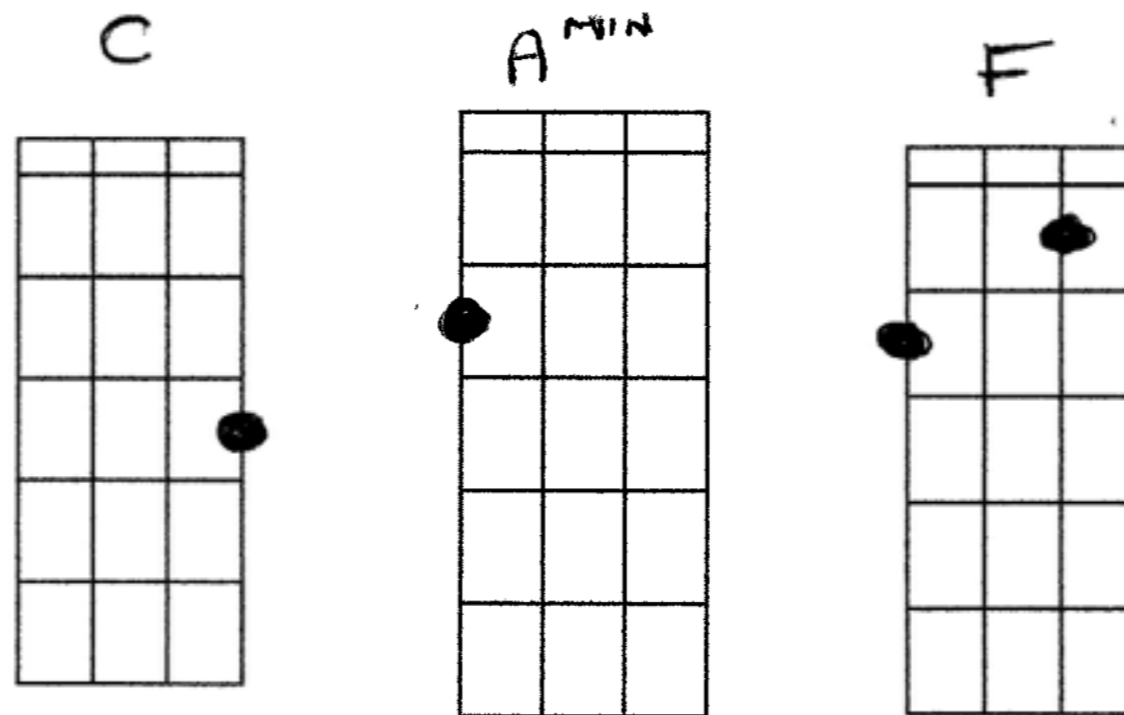
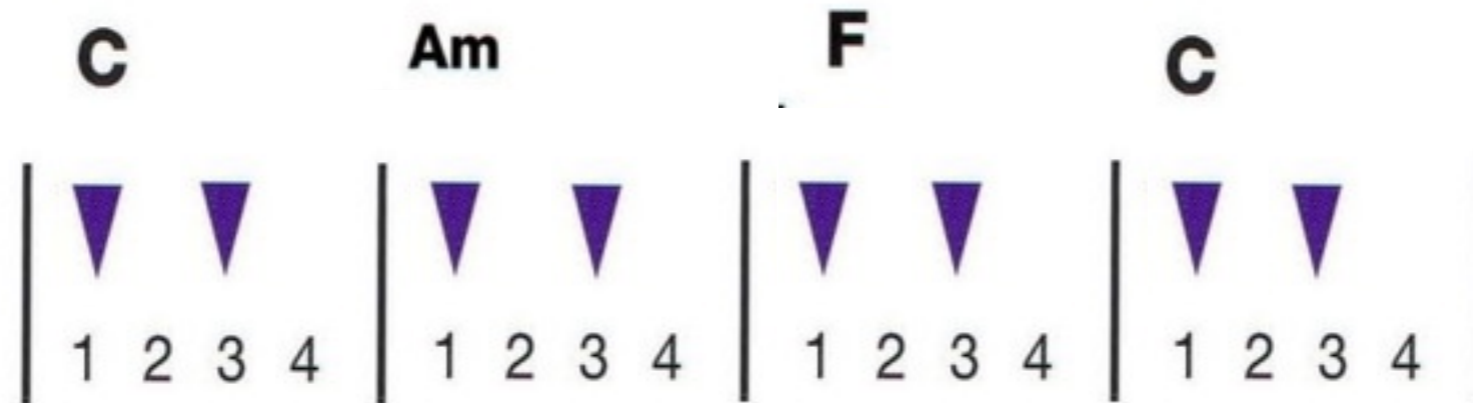
Am

Sneaking with big hairy feet

Switching between 'C' and 'A minor'



Switching between all of our chords!



Switching between all of our chords!

Try playing some Bruno Mars!

C

When I see your face

Am

There's not a thing that I would change

F

C

'Cause you're amazing, just the way you are



Ukulele!

Beginner Book Three

Louis Armstrong



Louis Armstrong was very important in the creation of jazz music. He came from New Orleans, in the USA - and is famous for playing the trumpet, singing, and composing too.



Listening

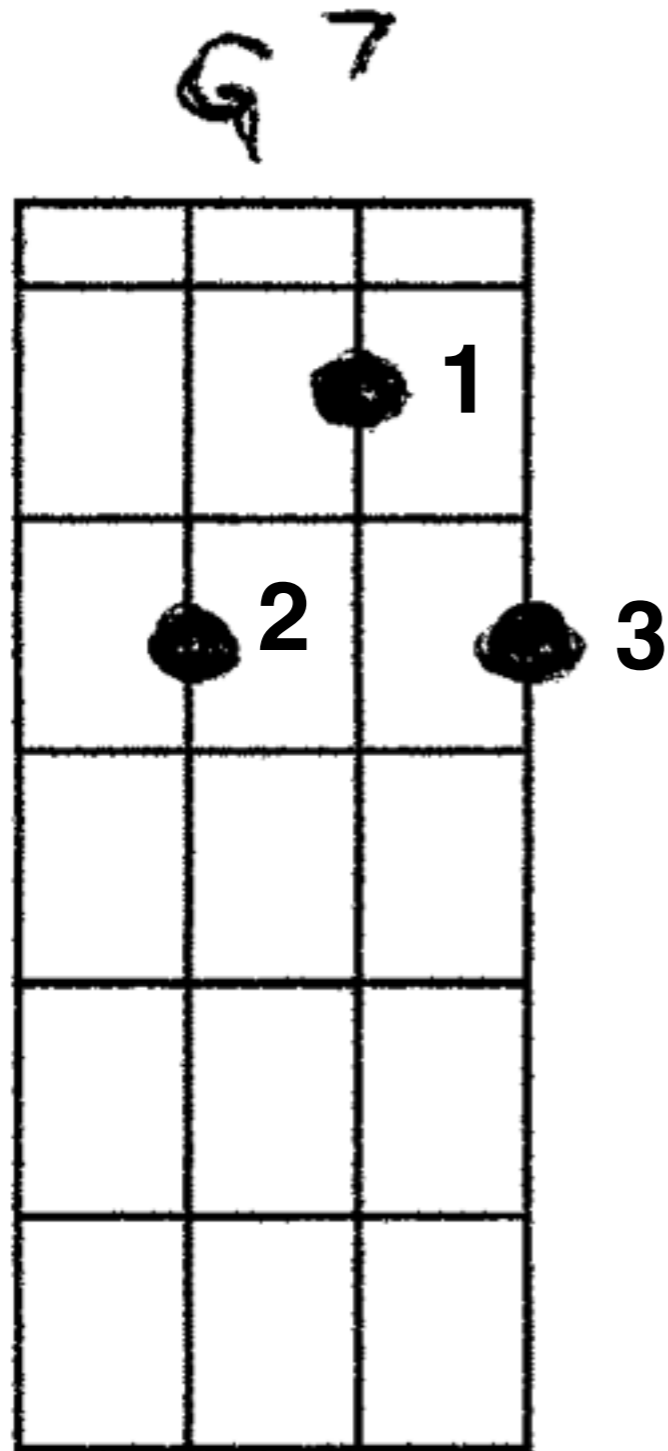
Go onto Youtube and see if you can find some videos of Louis Armstrong performing. There's a brilliant video on there called 'Louis Armstrong - Show of The Week (1968)'.

Ask yourself:

- 1) What instruments do you recognise?**
- 2) How would you describe the sound of those instruments?**
- 3) How does the music make you feel?**
- 4) Why does it make you feel like that?**

In a moment, we're going to have a go at playing 'When The Saints Go Marching In' - a song which Louis Armstrong used to play. See if you can find a recording of him playing the song on Spotify or Youtube - there are lots!

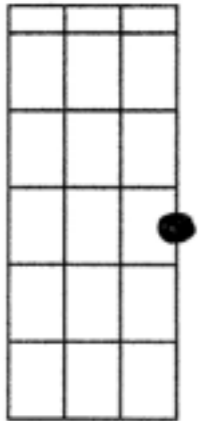
The 'G7 Chord'



We're going to need this new chord to play
'When The Saints Go Marching' in!

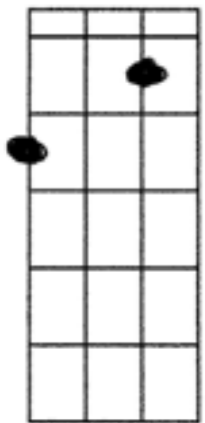
Strumming 'Oh When The Saints'

C



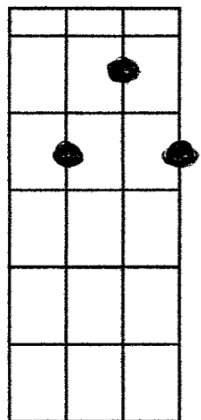
If you're finding the chord changes tricky - as a warmup, just practice changing chords with your left hand, changing between C, F and G7. Don't worry about strumming.

F



C	C	C	G7
▼	▼	▼	▼
▼	▼	▼	▼
1 2 3 4	1 2 3 4	1 2 3 4	1 2 3 4

G7



C	F	C	G7	C
▼	▼	▼	▼	▼
▼	▼	▼	▼	▼
1 2 3 4	1 2 3 4	1 2 3 4	1 2 3 4	1 2 3 4

'Oh When The Saints'

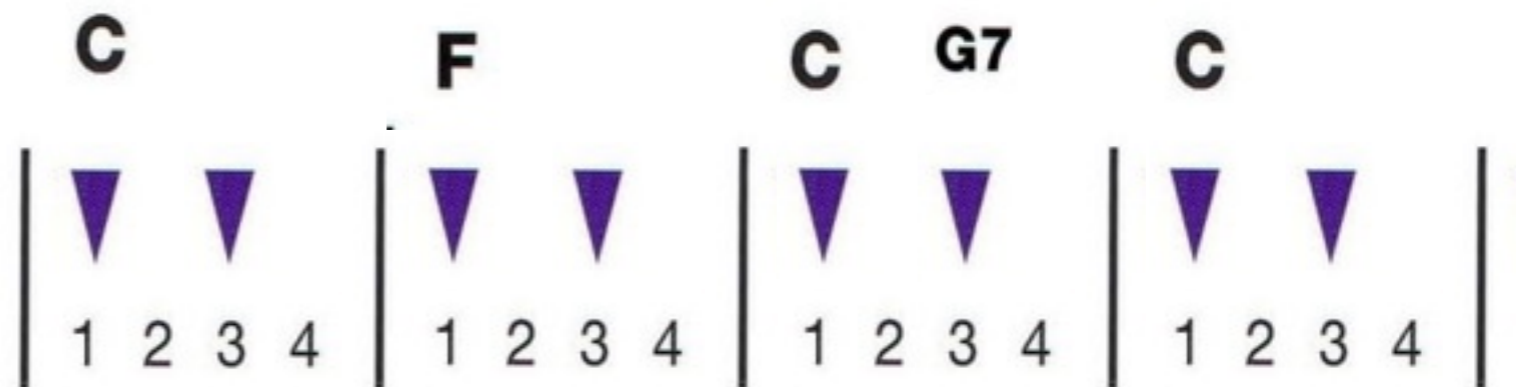
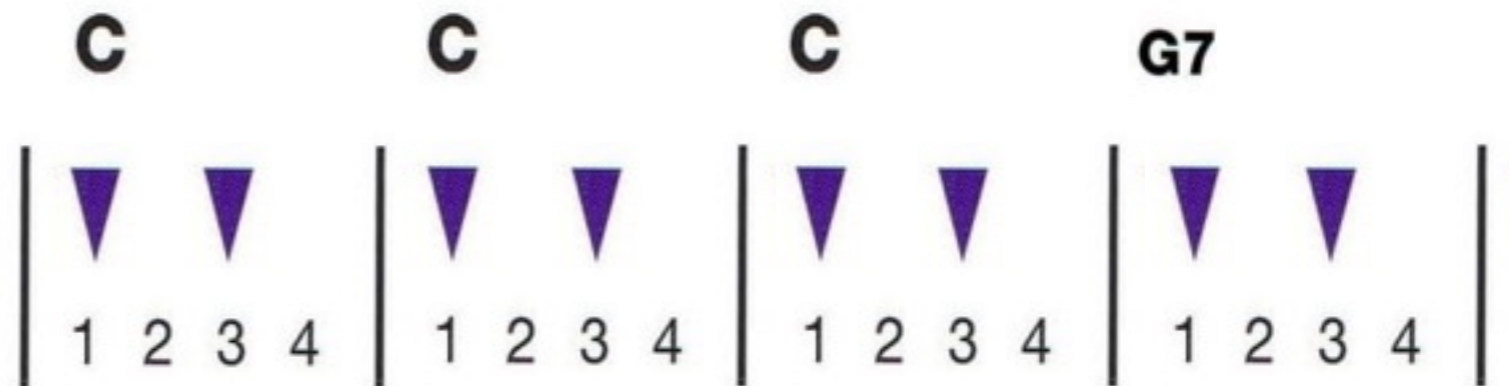
Oh when the saints
Go marching in
Oh when the saints go marching in
Oh I want to be in that number
When the saints go marching in

Oh when the band
Begins to play
Oh when the band begins to play
Oh I want to be in that number
When the band begins to play

Oh when the kids
Begin to dance
Oh when the kids begin to dance
Oh I want to be in that number
When the kids begin to dance
One, two, three, four, five, six, seven

Oh when the saints
Go marching in
Oh when the saints go marching in
Oh I want to be in that number
When the saints go marching in
Oh I want to be in that number
When the saints
Go marching in

See if you can get someone to sing with you!



Now we can play all of 'Three Little Birds' too...

C C
Don't worry, about a thing
F C
'Cause every little thing is gonna be alright
C C
Singin' don't worry, about a thing
F C
'Cause every little thing is gonna be alright

C F C
| 1 2 3 4 | 1 2 3 4 | 1 2 3 4 | 1 2 3 4 |

C G
Rise up this morning, smiled with the rising sun
C F
Three little birds pitch by my doorstep
C G
Singing sweet songs of melodies pure and true
F C
sayin' 'this is my message to you'

C G7 C F
| 1 2 3 4 | 1 2 3 4 | 1 2 3 4 | 1 2 3 4 |

C F G7

C G7 F C
| 1 2 3 4 | 1 2 3 4 | 1 2 3 4 | 1 2 3 4 |