



Instrumental Update Ukulele Summer

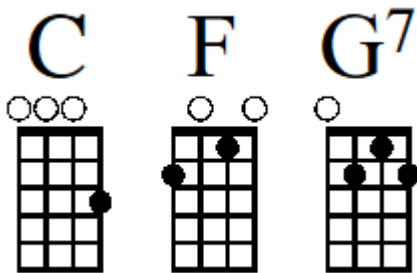


Hello everyone! We hope that you are enjoying the warm summer and that you are all staying positive and cheerful. We hope that you have been keeping up with your musical studies but we wanted to send you some extra ideas and tips to keep you motivated in your practice. Please follow our Musica Kirklees Facebook pages and our Twitter feed for lots of extra music to listen to especially our #musicakirkleesathome performances. Don't forget to send us some of your performances and we can add them to our Facebook page as well.

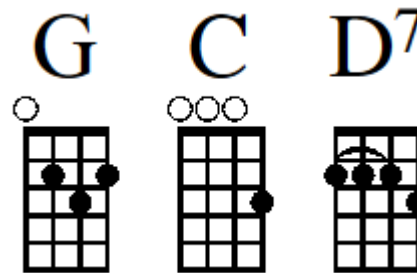
FOCUS OF THE WEEK – THE THREE CHORD TRICK!!!!!!!

So many of our favourite tunes use just three chords: Chord I, IV and V. We often refer to this as the 'three-chord trick'. How many songs do you know that use these chords?

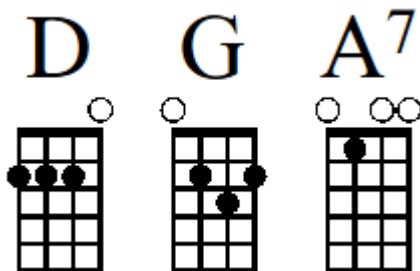
In the key of C



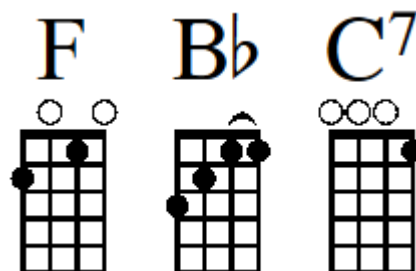
In the key of G



In the key of D



In the key of F



Always start your practice by learning your chord changes as a warm up.
Check that you are sitting properly and strumming the way your teacher has shown you.

Theory Worksheet - Chords I, IV and V [Worksheet PDF](#)

Use this worksheet to discover how to build chords in a major key and put the theory into practice by learning **Happy Birthday** in different keys using the 3 chord-trick in C, G, D major and F major too!



Have you been practising your chords?

Try these strum patterns in 4 time with your favourite chords and make up your own exercises or songs. Count 1 2 3 4 as you play.

- D D D D
- D ssh D ssh
- D Du D Du
- D Du Du Du
- D Du_ u Du



How many ukuleles do you own? This is Ms Eady's ukulele collection.

JAKE SHIMABUKURO is an American virtuoso ukulele player born in Honolulu, Hawaii.

He is a master of all styles and his music combines elements of jazz, blues, funk, rock, bluegrass, classical, folk and flamenco. There are lots of his videos to see on YouTube.



Listen to this version of Ave Maria. Jake uses a beautiful right-hand tremolo technique to create continuous sound whilst maintaining a gorgeous essence of calm.

Ave Maria – Franz Schubert https://youtu.be/T6qNaPG_uTg



Roxy's Waltz



Roxy's Waltz is a fun tune to play for ukulele players of all ages and abilities.

You can watch here <https://youtu.be/-ZfNGWNRjw>. It can be played as a solo piece or a duet and we have an easy version of the tune here for you to try [Sheet Music PDF](#) which uses just a few notes.

Those who prefer chords - you will need to play in Waltz time. Count three beats in a bar.

Oom-pah-pah | Oom-pah-pah etc... The strong beat is on beat 1.

1 2 3 1 2 3

Try the chords. Notice that it uses the three-chord trick in F

F || F || | C7 || F || | Bb || C7 || Bb || F || |

C7 || C7 || | F || F || | C7 || C7 || F || | F || |

More advance players please visit the [Mya-Moe Ukulele website](#) for more ideas and harder parts to play on Roxy's Waltz.

